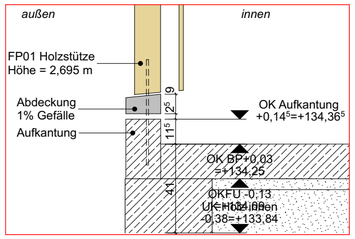

FP01 DET 1:20

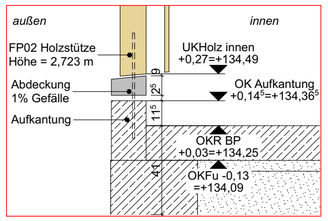

FP02 DET 1:20

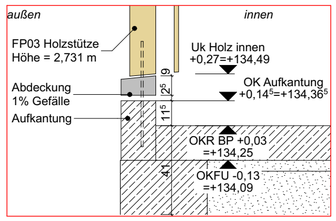

FP03 DET 1:20

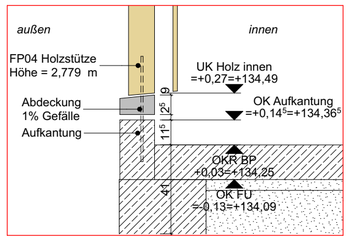

FP04 DET 1:20

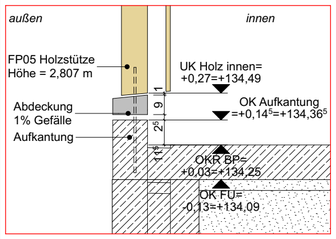

FP05 DET 1:20

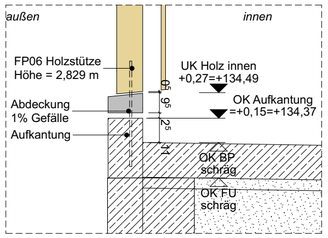

FP06 DET 1:20

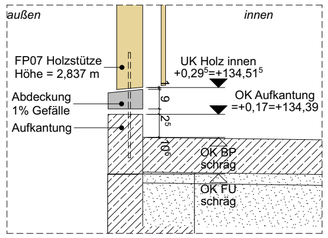

FP07 DET 1:20

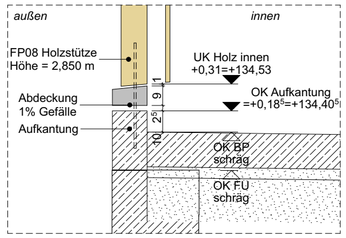

FP08 DET 1:20

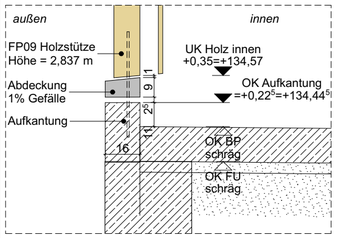

FP09 DET 1:20

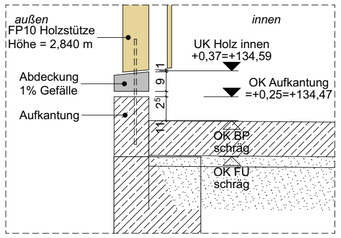

FP10 DET 1:20

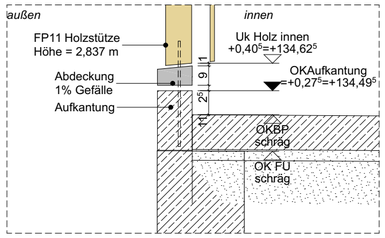

FP11 DET 1:20

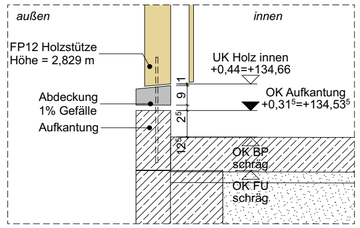

FP12 DET 1:20

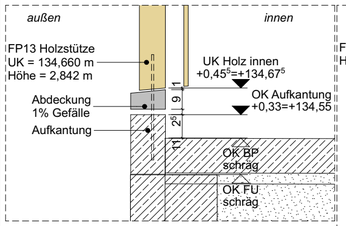

FP13 DET 1:20

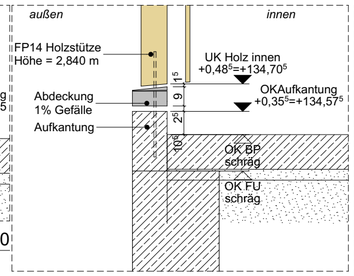

FP14 DET 1:20

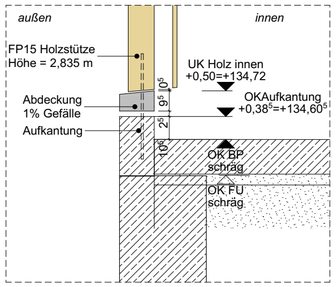

FP15 DET 1:20

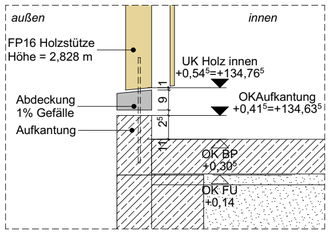

FP16 DET 1:20

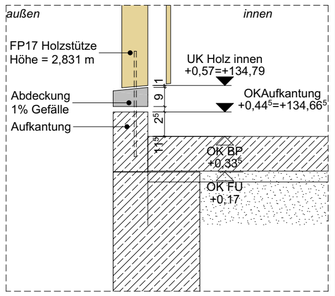

FP17 DET 1:20

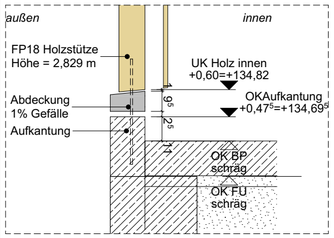

FP18 DET 1:20

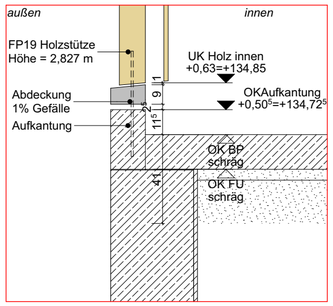

FP19 DET 1:20

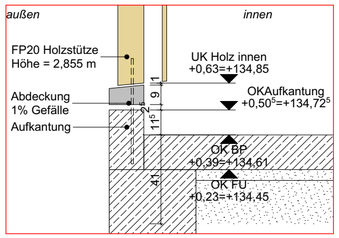

FP20 DET 1:20

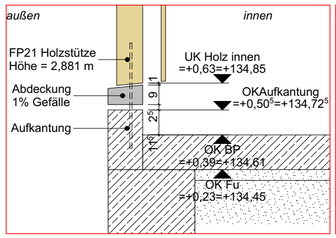

FP21 DET 1:20

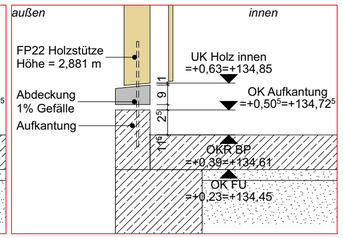

FP22 DET 1:20

Hinweise:

Schnittpunkte in den Achsen 1-22 der Fassadenstützen

Bodenplatte grade

Bodenplatte, Fundamente und Abdeckung schräg

FP01 Fassadenpfosten 1 bis 22

Fensterhöhen = Stichhöhen/ höchste Höhe
BH = Brüstung von OKFF bis OK Fensterbank

Index	Datum	Art der Änderung	Gez.

Höhenbezug = +/- 0,00 = 134,22 DHHN92

Bauvorhaben

Sanierung und Umnutzung 2.BAUABSCHNITT
Neue Saalecker Werkstätten Haus III - IX
Werkstatt, Dokumentationszentrum, Torhaus

Arbeitsstand: 19.12.2024

Bauherren

DAS Marzona Stiftung

Am Burgberg 18
06628 Naumburg

asc@marzona-stiftung.de
Tel: 034463 638562

Architekten

Planungszeichnung

Haus VI-VII Dokuzentrum Rohbau
Anschluss Fusspunkt
Fassadenstützen

Planungsdaten			
Phase	LP 5	Format	841 x 360
Aufgestellt/ Bearbeiter		Datum	29.10.2024
Geprüft		Projekt-Nr.:	
Maßstab	1:20	VI-VII_arc_A-03-02_R	

Dieses Projekt nebst Anlagen darf ohne unsere Genehmigung weder vervielfältigt noch ganz oder teilweise anderweitig verwendet oder dritten zugänglich gemacht werden; es gilt ausnahmslos das UrhG in der derzeitigen Fassung, alle Urheberrechte bleiben vorbehalten.