

Stabliste - Biegeformen

Projekt: Hochbehälter Heide in Rosenthal
 zu Plan: 3289009-05-SB-004_B_Bewehrungsplan
 Bauteil: Wände im UG
 Datum: 16.05.2024

Zusammenfassung der Stabliste B500B

	Durchmesser [mm]	[kg / m]	Gesamtlänge [m]	Masse [kg]
gerade Stäbe				
	10	0,617	3443,20	2124,45
	12	0,888	15,20	13,50
	16	1,580	94,20	148,84
	20	2,470	49,20	121,52
	Summe			2408,31
	Anzahl der Ausführungen			1

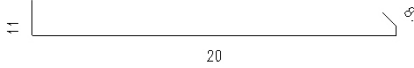
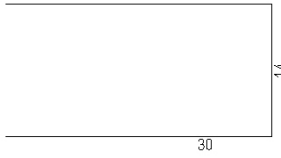
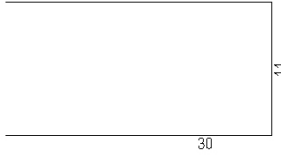
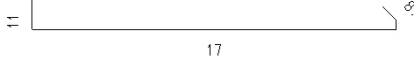
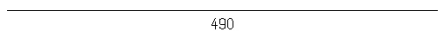

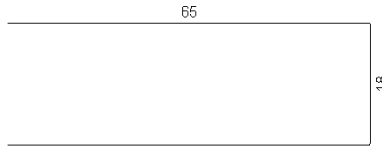
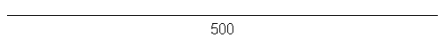
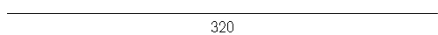
gebogene Stäbe				
	8	0,395	386,15	152,53
	10	0,617	2673,83	1649,75
	12	0,888	17,60	15,63
	14	1,210	8,84	10,70
	16	1,580	21,12	33,37
	20	2,470	35,20	86,94
	Summe			1948,92
	Anzahl der Ausführungen			1

Gesamtmasse (B500B) **4357,23**

Stabliste - Biegeformen

Projekt: Hochbehälter Heide in Rosenthal
 zu Plan: 3289009-05-SB-004_B_Bewehrungsplan
 Bauteil: Wände im UG
 Datum: 16.05.2024

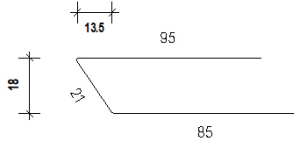

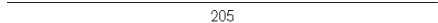
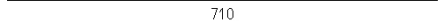


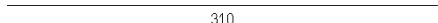
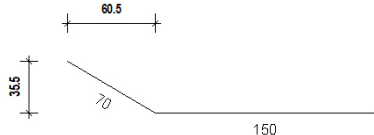
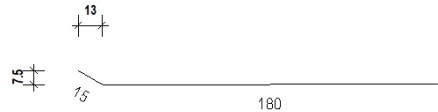
Alle Stabformen

Position	Stück	Ø [mm]	Bemaßte Biegeform	Einzel-länge [m]	Gesamt-länge [m]	Gewicht [kg]
3289009-05-SB-004_B_Bewehrungsplan						
1	160	8		0.39	62,40	24,65
2	80	8		0.74	59,20	23,38
3	185	8		0.71	131,35	51,88
4	370	8		0.36	133,20	52,61
5	72	10		4.90	352,80	217,68
6	192	10		3.50	672,00	414,62
7	72	10		1.48	106,56	65,75
8	8	16		5.00	40,00	63,20
9	8	16		3.20	25,60	40,45

Stabliste - Biegeformen

Projekt: Hochbehälter Heide in Rosenthal
 zu Plan: 3289009-05-SB-004_B_Bewehrungsplan
 Bauteil: Wände im UG
 Datum: 16.05.2024

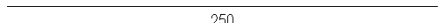
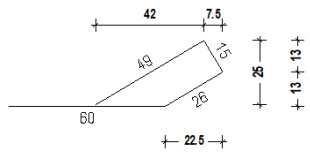
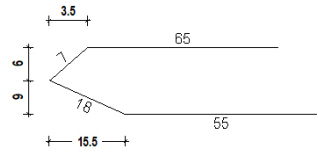
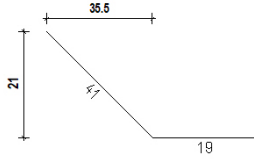


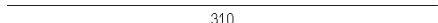
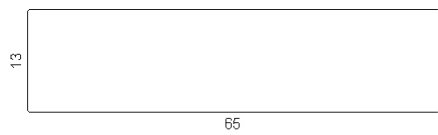
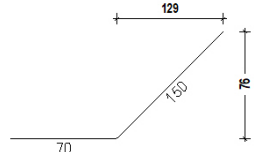
Alle Stabformen

Position	Stück	Ø [mm]	Bemaßte Biegeform	Einzel-länge [m]	Gesamt-länge [m]	Gewicht [kg]
10	30	10		2.01	60,30	37,21
11	14	10		2.90	40,60	25,05
12	4	16		2.05	8,20	12,96
13	58	10		7.10	411,80	254,08
14	142	10		3.05	433,10	267,22
15	58	10		1.45	84,10	51,89
16	12	20		3.10	37,20	91,88
17	12	10		2.20	26,40	16,29
18	24	10		1.95	46,80	28,88

Stabliste - Biegeformen

Projekt: Hochbehälter Heide in Rosenthal
 zu Plan: 3289009-05-SB-004_B_Bewehrungsplan
 Bauteil: Wände im UG
 Datum: 16.05.2024

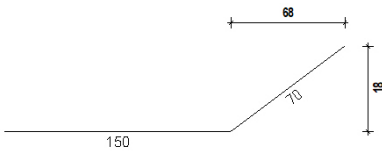
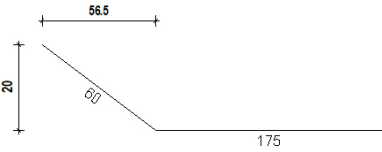
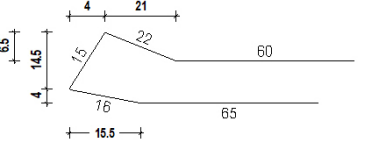
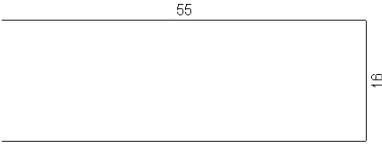

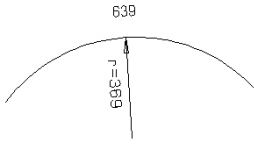
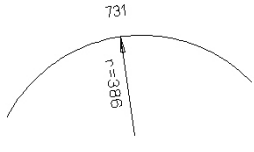
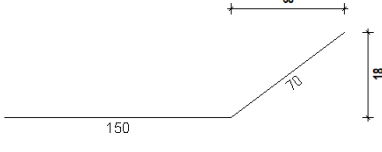
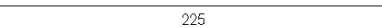
Alle Stabformen

Position	Stück	Ø [mm]	Bemaßte Biegeform	Einzel-länge [m]	Gesamt-länge [m]	Gewicht [kg]
19	40	10		2.50	100,00	61,70
20	42	10		1.50	63,00	38,87
21	42	10		1.45	60,90	37,58
22	42	10		0.60	25,20	15,55
23	4	16		2.83	11,32	17,89
24	24	10		2.13	51,12	31,54
25	24	10		3.10	74,40	45,90
26	126	10		1.43	180,18	111,17
27	8	20		2.20	17,60	43,47

Stabliste - Biegeformen

Projekt: Hochbehälter Heide in Rosenthal
 zu Plan: 3289009-05-SB-004_B_Bewehrungsplan
 Bauteil: Wände im UG
 Datum: 16.05.2024

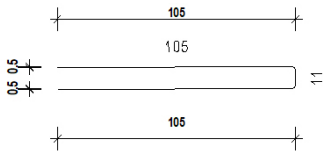

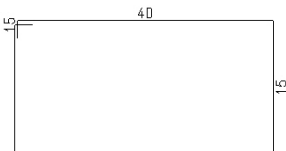
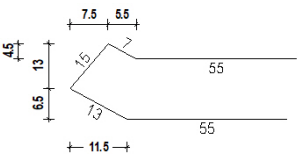
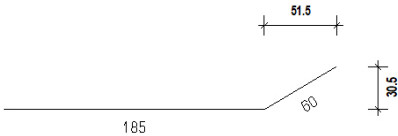
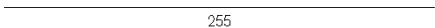
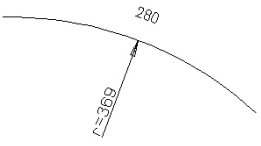
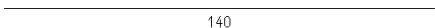

Alle Stabformen

Position	Stück	Ø [mm]	Bemaßte Biegeform	Einzel-länge [m]	Gesamt-länge [m]	Gewicht [kg]
28	8	20		2.20	17,60	43,47
29	40	10		2.35	94,00	58,00
30	82	10		1.78	145,96	90,06
31	7	10		1.26	8,82	5,44
32	356	10		3.05	1 085,80	669,94
33	90	10		6.39	575,10	354,84
34	105	10		7.31	767,55	473,58
35	8	12		2.20	17,60	15,63
36	42	10		2.25	94,50	58,31

Stabliste - Biegeformen

Projekt: Hochbehälter Heide in Rosenthal
 zu Plan: 3289009-05-SB-004_B_Bewehrungsplan
 Bauteil: Wände im UG
 Datum: 16.05.2024

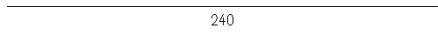

Alle Stabformen

Position	Stück	Ø [mm]	Bemaßte Biegeform	Einzel-länge [m]	Gesamt-länge [m]	Gewicht [kg]
37	4	14		2,21	8,84	10,70
38	178	10		1,53	272,34	168,03
39	5	10		1,40	7,00	4,32
40	10	10		1,45	14,50	8,95
41	4	16		2,45	9,80	15,48
42	8	16		2,55	20,40	32,23
43	30	10		2,80	84,00	51,83
44	4	12		1,40	5,60	4,97
45	36	10		4,95	178,20	109,95

Stabliste - Biegeformen

Projekt: Hochbehälter Heide in Rosenthal
 zu Plan: 3289009-05-SB-004_B_Bewehrungsplan
 Bauteil: Wände im UG
 Datum: 16.05.2024

Alle Stabformen

Position	Stück	Ø [mm]	Bemaßte Biegeform	Einzel- länge [m]	Gesamt- länge [m]	Gewicht [kg]
46	4	12		2.40	9,60	8,52
47	4	20		3.00	12,00	29,64
Summe 3289009-05-SB-004_B_Bewehrungsplan						4 357,23
Summe über alle Bauteile						4 357,23
Anzahl der Ausführungen						1
Gesamtgewicht						4 357,23